





Exercices individuels
Ejercicios individuales

Compétition I: Concours multiple par équipes
Competition I: Concurso multiple por equipos

Time: 20:45
 Date: 19-10-2001
 Page: 1

CLASSEMENT FINAL
CLASIFICACION FINAL

Rang Rank	Num Num	Fédération Federacion	Féd Fed					TOTAL
1.	18	RUSSIA	RUS	81.575	82.725	81.600	82.025	275.900
2.	20	UKRAINE	UKR	75.750	78.300	77.650	76.425	258.875
3.	21	BELARUS	BLR	75.800	78.400	73.650	74.275	254.500
4.	33	BULGARIA	BUL	76.850	75.650	73.800	75.225	253.975
5.	1	SPAIN	ESP	71.500	69.675	68.275	69.825	235.300
6.	2	KAZAKHSTAN	KAZ	66.775	67.475	67.900	68.275	229.375
7.	42	GREECE	GRE	65.650	68.625	66.625	67.625	226.575
8.	6	CHINA	CHN	67.925	66.150	64.750	67.400	225.350
9.	38	ITALY	ITA	63.150	66.075	71.175	64.475	225.150
10.	9	GREAT BRITAIN	GBR	65.200	66.225	63.525	65.225	219.475
11.	3	FRANCE	FRA	57.875	65.325	66.575	64.450	216.425
12.	30	CANADA	CAN	62.275	64.100	67.500	60.025	215.850
13.	29	LATVIA	LAT	62.025	68.400	59.850	62.800	215.700
14.	11	SLOVENIA	SLO	59.250	65.675	65.175	61.850	215.000
15.	44	ISRAEL	ISR	61.575	67.600	61.650	62.475	213.425
16.	17	CZECH REPUBLIC	CZE	62.200	66.825	55.975	61.450	209.400
17.	26	ROMANIA	ROM	59.700	64.600	62.150	61.900	209.400
18.	45	ARGENTINA	ARG	59.600	61.550	59.625	61.750	207.000
19.	14	KOREA	KOR	59.350	58.650	58.925	64.550	204.675
20.	12	AUSTRIA	AUT	59.700	61.200	59.100	60.850	202.675
21.	41	SLOVAKIA	SVK	59.950	61.025	57.400	59.550	201.025
22.	4	PORTUGAL	POR	59.650	60.650	60.375	55.775	199.775
23.	48	SWEDEN	SWE	55.200	60.125	57.575	59.375	196.900
24.	16	AUSTRALIA	AUS	60.025	58.450	54.750	55.650	195.475
25.	22	BRAZIL	BRA	57.150	61.000	56.825	55.775	195.450
26.	36	CYPRUS	CYP	53.775	60.900	56.000	56.500	192.700
27.	24	MOLDOVA	MDA	56.500	57.925	37.975	57.600	192.100
28.	43	SOUTH AFRICA	RSA	54.450	60.000	55.475	53.350	190.025
29.	8	LITHUANIA	LTU	53.675	57.650	54.575	54.650	187.250

LONGINES