





44th ARTISTIC GYMNASTICS
WORLD CHAMPIONSHIPS in Antwerp (BEL)



Women's
Qualification

TUE 1 OCT 2013

Individual Results

Rank	Bib Name	NOC Code					Total
			Score Rk Pen	Score Rk Pen	Score Rk Pen	Score Rk Pen	
1	229 BILES Simone	USA	D 6.300 15.900 (1) E 9.600	6.000 <u>14.800</u> (6) 8.800	6.100 14.400 (5) 8.300	6.500 15.033 (1) 8.533	60.133
2	232 ROSS Kyla	USA	D 5.800 <u>15.166</u> (5) E 9.366	6.400 15.133 (2) 8.733	5.900 14.566 (3) 8.666	5.700 14.333 (6) 8.633	59.198
3	118 YAO Jinnan	CHN	D 5.800 <u>14.766</u> (14) E 8.966	6.700 15.433 (1) 8.733	6.400 14.100 (9) 7.700	5.500 13.666 (14) 8.166	57.965
4	204 IORDACHE Larisa Andreea	ROU	D 5.800 14.933 (8) E 9.133	5.700 <u>13.166</u> (35) 7.466	6.400 15.266 (1) 8.866	6.100 14.500 (3) 8.400	57.865
5	211 MUSTAFINA Aliya	RUS	D 5.800 14.966 (7) E 9.166	6.200 14.900 (5) 8.700	6.000 <u>14.133</u> (8) 8.133	5.800 13.166 (25) 7.366	57.165
6	231 MARONEY Mc Kayla	USA	D 6.300 15.850 (2) E 9.550	5.900 14.300 (11) 8.400	5.700 12.666 (40) 6.966	6.100 <u>14.333</u> (7) 8.333 0.1	57.149
7	119 SHANG Chunsong	CHN	D 5.000 13.966 (34) E 8.966	6.300 14.400 (10) 8.100	6.100 14.866 (2) 8.766	5.900 <u>13.766</u> (13) 7.866	56.998
8	170 FERRARI Vanessa	ITA	D 5.300 14.366 (24) E 9.066	5.400 <u>13.833</u> (16) 8.433	5.700 14.216 (6) 8.516	6.300 14.500 (4) 8.200	56.915
9	218 STEINGRUBER Giulia	SUI	D 6.200 15.366 (4) E 9.166	5.900 <u>13.233</u> (31) 7.333	6.100 13.833 (16) 7.733	6.100 14.033 (8) 8.033 0.1	56.465
10	110 BLACK Elisabeth	CAN	D 6.000 14.266 (27) E 8.366 0.1	5.100 13.366 (28) 8.266	6.000 <u>13.833</u> (15) 7.833	5.800 14.000 (9) 8.200	55.465
11	138 POPA NEDELICU Roxana	ESP	D 5.800 <u>14.866</u> (10) E 9.066	6.100 13.900 (15) 7.800	5.400 12.966 (31) 7.566	6.000 13.600 (16) 7.600	55.332
12	235 LOPEZ AROCHA JB	VEN	D 5.800 <u>14.733</u> (16) E 8.933	6.000 13.433 (26) 7.433	5.700 13.133 (28) 7.433	5.300 13.766 (12) 8.466	55.065
13	190 van KLAVEREN Noel	NED	D 5.800 <u>14.400</u> (22) E 8.900 0.3	4.900 12.966 (40) 8.066	5.900 13.700 (18) 7.900 0.1	5.600 13.933 (11) 8.333	54.999
14	171 FERLITO Carlotta	ITA	D 5.300 13.866 (44) E 8.666 0.1	5.200 13.400 (27) 8.200	6.200 <u>14.216</u> (7) 8.016	5.500 13.466 (19) 7.966	54.948
15	113 MOORS Victoria	CAN	D 5.800 14.766 (14) E 8.966	5.300 13.166 (33) 7.866	5.800 13.366 (25) 7.566	6.200 <u>13.500</u> (18) 7.300	54.798
16	210 RODIONOVA Anna	RUS	D 5.000 13.933 (38) E 8.933	5.900 13.800 (17) 7.900	5.900 14.466 (4) 8.566	5.200 <u>12.400</u> (47) 7.200	54.599
17	148 HARROLD Ruby	GBR	D 5.000 13.766 (50) E 8.766	6.300 14.600 (7) 8.300	5.300 12.600 (43) 7.300	5.400 <u>13.266</u> (23) 7.866	54.232
18	177 SASADA Natsumi	JPN	D 5.000 14.033 (30) E 9.033	5.900 <u>14.100</u> (13) 8.200	5.900 12.933 (34) 7.033	5.500 13.100 (28) 7.700 0.1	54.166
19	147 TUNNEY Rebecca	GBR	D 5.800 <u>14.866</u> (10) E 9.066	6.400 13.600 (20) 7.200	5.300 12.200 (58) 6.900	5.800 13.466 (20) 7.666	54.132
20	158 MAKRA Noemi	HUN	D 5.000 <u>13.741</u> (56) E 8.741	5.600 13.566 (21) 7.966	5.400 12.633 (41) 7.233	6.000 13.966 (10) 7.966	53.906
21	104 MYS Gaelle	BEL	D 5.000 13.766 (50) E 8.766	5.100 13.033 (38) 7.933	5.800 <u>13.700</u> (19) 7.900	5.300 13.166 (24) 7.866	53.665
22	106 WAEM Laura	BEL	D 5.000 13.900 (40) E 8.900	5.400 <u>13.533</u> (23) 8.133	5.700 13.433 (24) 7.733	5.100 12.766 (35) 7.666	53.632
23	149 SEITZ Elisabeth	GER	D 5.800 14.400 (22) E 8.600	6.300 <u>14.266</u> (12) 7.966	5.700 12.433 (48) 6.733	5.500 12.433 (45) 7.333 0.4	53.532
24	176 TERAMOTO Asuka	JPN	D 5.400 13.866 (44) E 8.766 0.3	5.800 <u>13.033</u> (39) 7.233	5.900 12.683 (39) 6.783	5.700 13.600 (15) 7.900	53.182
25	216 KAESLIN Ilaria	SUI	D 5.000 13.966 (34) E 8.966	4.800 12.666 (45) 7.866	5.600 <u>13.733</u> (17) 8.133	5.300 12.766 (36) 7.466	53.131





44th ARTISTIC GYMNASTICS
WORLD CHAMPIONSHIPS in Antwerp (BEL)



Women's
Qualification

TUE 1 OCT 2013

Individual Results

Rank	Bib Name	NOC Code					Total
			Score Rk Pen	Score Rk Pen	Score Rk Pen	Score Rk Pen	
26	154 MILLOUSI Vasiliki	GRE D E	4.400 <u>13.100</u> (84) 8.700	5.200 13.300 (29) 8.100	5.900 13.833 (14) 7.933	4.700 12.800 (34) 8.100	53.033
27	197 MARTINS Ana Filipa	POR D E	4.400 13.233 (76) 8.833	5.300 <u>13.533</u> (22) 8.233	5.500 13.166 (27) 7.666	5.200 12.900 (32) 7.800 0.1	52.832
28	108 STEPHANIE LIMA da.	BRA D E	5.000 14.300 (25) 9.300	5.100 12.466 (53) 7.366	5.200 13.533 (22) 8.333	5.100 <u>12.366</u> (49) 7.266	52.665
29	157 BOCZOGO Dorina	HUN D E	5.000 13.666 (60) 8.766 0.1	5.000 <u>13.033</u> (37) 8.033	5.300 13.066 (29) 7.866 0.1	5.400 12.733 (38) 7.333	52.498
30	127 PALESOVA Kristyna	CZE D E	5.000 13.766 (50) 8.866 0.1	5.500 13.733 (19) 8.233	5.100 12.766 (36) 7.666	5.300 <u>12.066</u> (62) 7.166 0.4	52.331
31	139 COLUSSI PELAEZ Silvia	ESP D E	5.000 <u>14.000</u> (32) 9.000	5.400 12.833 (42) 7.433	5.900 12.900 (35) 7.000	5.300 12.433 (46) 7.133	52.166
32	220 GUSTAFSSON Ida	SWE D E	5.000 13.866 (44) 8.866	5.900 12.541 (49) 6.641	5.400 <u>12.633</u> (41) 7.233	5.300 13.100 (27) 7.800	52.140
33	150 SCHEDER Sophie	GER D E	5.000 14.166 (28) 9.166	6.400 <u>14.566</u> (8) 8.166	4.800 10.966 (87) 6.266 0.1	4.600 12.433 (44) 7.833	52.131
34	183 SUNG Ji Hye	KOR D E	5.800 13.066 (86) 7.566 0.3	6.200 13.933 (14) 7.733	5.400 <u>12.366</u> (51) 6.966	5.600 12.700 (40) 7.100	52.065
35	191 NETTEB Chantysya	NED D E	5.800 14.833 (13) 9.133 0.1	5.000 <u>12.108</u> (58) 7.108	4.600 11.966 (66) 7.366	5.300 12.933 (30) 7.633	51.840
36	105 VERSCHUEREN Lisa	BEL D E	5.000 <u>13.700</u> (58) 8.700	5.300 13.200 (32) 7.900	5.500 12.966 (33) 7.466	5.200 11.733 (77) 6.533	51.599
37	225 KYSLA Angelina	UKR D E	5.000 13.900 (40) 8.900	5.300 <u>13.500</u> (24) 8.200	5.300 11.000 (86) 5.700	5.400 13.100 (29) 7.700	51.500
38	237 ROJAS GALEAN Ivet	VEN D E	5.000 13.900 (40) 8.900	5.200 13.433 (25) 8.233	5.500 <u>12.466</u> (46) 6.966	5.100 11.633 (80) 6.833 0.3	51.432
39	219 MOKOSOVA Barbora	SVK D E	4.400 13.400 (68) 9.000	5.300 12.000 (62) 6.700	5.500 <u>13.266</u> (26) 7.766	5.100 12.333 (50) 7.233	50.999
40	101 HAEMMERLE Elisa	AUT D E	5.200 13.966 (34) 8.766	5.200 <u>12.741</u> (44) 7.541	5.300 11.700 (69) 6.400	5.100 12.366 (48) 7.366 0.1	50.773
41	195 PIHAN-KULESZA Marta	POL D E	4.800 12.266 (102) 7.566 0.1	5.500 13.266 (30) 7.766	5.900 <u>13.066</u> (30) 7.166	5.700 12.033 (68) 6.733 0.4	50.631
42	217 MUELHAUSER Nadia	SUI D E	5.000 <u>13.900</u> (40) 8.900	5.200 12.500 (50) 7.300	4.800 12.000 (65) 7.200	4.900 12.033 (66) 7.133	50.433
43	206 BECKETT Kirsten	RSA D E	5.300 <u>13.466</u> (66) 8.466 0.3	4.600 12.600 (46) 8.000	4.900 12.366 (50) 7.466	5.200 11.900 (71) 6.700	50.332
44	140 RODRIGUEZ RODRIGUEZ Cintia	ESP D E	4.400 13.200 (80) 8.800	5.400 <u>12.566</u> (48) 7.166	5.000 11.400 (75) 6.500 0.1	4.900 13.100 (26) 8.200	50.266
45	174 WILLIAMS Toni Ann	JAM D E	5.000 13.933 (38) 8.933	4.000 11.133 (77) 7.133	5.800 <u>12.433</u> (49) 6.633	5.500 12.766 (37) 7.266	50.265
46	122 SANDOVAL AFANADOR	COL D E	4.400 13.233 (76) 8.833	4.900 <u>12.758</u> (43) 7.858	5.100 12.033 (61) 6.933	5.100 12.133 (59) 7.033	50.157
47	102 ECKER Lisa	AUT D E	5.000 13.833 (49) 8.833	4.800 12.466 (52) 7.666	5.100 11.600 (73) 6.500	4.900 <u>11.700</u> (78) 6.800	49.599
48	234 ABDUSALIMOVA Dilnoza	UZB D E	4.800 13.266 (74) 8.466	4.800 12.066 (60) 7.266	5.300 <u>11.966</u> (67) 6.666	4.700 12.200 (55) 7.500	49.498
49	133 PENA ABREU Yamilet	DOM D E	7.000 <u>14.900</u> (9) 7.900	4.500 11.933 (64) 7.433	4.400 11.200 (80) 6.800	5.300 11.366 (88) 6.466 0.4	49.399
50	223 DICK Marisa	TRI D E	5.000 13.633 (61) 8.633	4.500 12.066 (59) 7.566	4.900 <u>12.733</u> (38) 7.833	4.800 10.800 (100) 6.000	49.232







44th ARTISTIC GYMNASTICS
WORLD CHAMPIONSHIPS in Antwerp (BEL)



Women's
Qualification

TUE 1 OCT 2013

Individual Results

Rank	Bib Name	NOC Code					Total
			Score Rk Pen	Score Rk Pen	Score Rk Pen	Score Rk Pen	
51	189 TORRES NUNEZ KA	MEX D E	5.000 13.766 (50) 8.766	5.100 11.666 (70) 6.566	5.500 12.033 (62) 6.533	5.100 <u>11.433</u> (87) 6.433 0.1	48.898
52	143 BOUMEJMAJEN Mira	FRA D E	5.000 13.183 (82) 8.283 0.1	5.000 12.266 (55) 7.266	5.400 <u>11.200</u> (81) 5.800	4.700 12.166 (57) 7.566 0.1	48.815
53	129 HULGAARD Mette	DEN D E	4.400 13.400 (68) 9.000	4.600 11.291 (75) 6.691	4.400 12.000 (64) 7.600	5.100 <u>12.033</u> (67) 6.933	48.724
54	180 DUISEK Zhanerke	KAZ D E	4.400 13.008 (88) 8.608	4.400 11.100 (78) 6.700	5.600 12.966 (32) 7.466 0.1	4.400 <u>11.466</u> (86) 7.166 0.1	48.540
55	214 LIM Nicolette Shu Min	SIN D E	4.400 13.133 (83) 8.733	3.400 11.800 (66) 8.400	5.600 11.500 (74) 6.000 0.1	4.800 <u>12.100</u> (60) 7.400 0.1	48.533
56	135 SHOKRY Farida Ahmed	EGY D E	4.400 13.366 (71) 8.966	3.800 <u>10.566</u> (88) 6.766	5.000 12.433 (47) 7.433	5.400 12.166 (58) 6.766	48.531
57	185 PARK Jisoo	KOR D E	5.000 13.233 (76) 8.333 0.1	5.100 10.908 (80) 5.808	5.800 <u>12.066</u> (60) 6.366 0.1	5.300 12.316 (51) 7.016	48.523
58	123 ESCOBAR GOMEZ CE	COL D E	5.800 14.500 (21) 8.700	5.000 11.500 (71) 6.500	4.800 10.766 (89) 6.066 0.1	5.500 <u>11.033</u> (94) 5.533	47.799
59	213 LIM Heem Wei	SIN D E	4.600 13.066 (86) 8.466	4.500 10.766 (83) 6.266	5.200 <u>11.333</u> (77) 6.133	4.300 12.166 (56) 7.866	47.331
60	103 MADER Jasmin	AUT D E	5.000 13.266 (74) 8.366 0.1	5.000 9.600 (98) 4.600	4.800 <u>12.333</u> (52) 7.533	5.000 12.066 (64) 7.066	47.265
61	125 SANCHEZ REID Mariana	CRC D E	4.400 12.333 (101) 7.933	4.800 <u>12.050</u> (61) 7.250	4.300 10.566 (94) 6.366 0.1	4.800 12.233 (53) 7.433	47.182
62	142 OJALA Rosanna	FIN D E	4.600 13.375 (70) 8.775	5.300 11.733 (68) 6.433	4.800 10.033 (100) 5.333 0.1	4.800 <u>11.766</u> (75) 7.166 0.2	46.907
63	159 KARMAKAR Dipa	IND D E	5.000 <u>13.866</u> (44) 8.866	4.400 10.316 (91) 5.916	4.500 10.366 (97) 5.866	5.200 12.100 (61) 6.900	46.648
64	131 KIRK Mathilde	DEN D E	4.400 12.833 (94) 8.433	3.600 10.766 (82) 7.166	4.400 <u>10.833</u> (88) 6.533 0.1	4.400 11.491 (85) 7.091	45.923
65	224 MUTLU Demet	TUR D E	5.000 <u>13.600</u> (62) 8.600	5.000 10.000 (93) 5.000	4.800 10.600 (93) 5.800	4.700 11.658 (79) 7.058 0.1	45.858
66	207 CUMMINS Claudia	RSA D E	5.000 13.100 (84) 8.100	4.800 11.400 (73) 6.600	5.100 <u>10.633</u> (92) 5.533	5.000 10.666 (101) 6.366 0.7	45.799
67	163 Mc PEAK India	IRL D E	4.200 12.566 (98) 8.366	3.800 10.633 (85) 6.833	4.800 11.333 (76) 6.533	5.100 <u>11.266</u> (91) 6.166	45.798
68	167 SUTO Agnes	ISL D E	4.000 12.466 (100) 8.466	3.300 11.000 (79) 7.700	3.500 10.533 (95) 7.033	4.200 <u>11.566</u> (82) 7.366	45.565
69	128 JANOVA Alice	CZE D E	4.000 11.266 (105) 7.566 0.3	4.700 11.866 (65) 7.166	4.500 11.266 (79) 6.766	4.300 <u>11.133</u> (93) 6.833	45.531
70	194 NAERUM Haldis	NOR D E	4.200 12.700 (97) 8.500	4.400 10.600 (87) 6.200	4.600 11.300 (78) 6.700	4.400 <u>10.900</u> (97) 6.500	45.500
71	221 CHEN Yu Chun	TPE D E	5.000 13.500 (65) 8.500	4.400 <u>9.666</u> (97) 5.266	5.100 12.200 (57) 7.100	5.200 10.133 (104) 5.333 0.4	45.499
72	208 SZABO Nicole	RSA D E	4.000 11.600 (104) 7.600	4.700 <u>11.233</u> (76) 6.533	4.800 11.100 (84) 6.300	4.500 11.566 (83) 7.066	45.499
73	126 REGIDOR Karina	CRC D E	4.600 13.233 (76) 8.733 0.1	5.400 10.766 (84) 5.366	4.700 10.075 (98) 5.375	5.000 <u>11.200</u> (92) 6.200	45.274
74	156 NG Yan Yin	HKG D E	4.900 12.900 (90) 8.100 0.1	2.200 <u>10.400</u> (89) 8.200	4.500 9.908 (103) 5.408	4.000 10.966 (95) 6.966	44.174
75	222 LO Yu Ju	TPE D E	5.000 <u>13.741</u> (56) 8.741	3.200 8.300 (100) 5.100	4.000 9.966 (101) 5.966	4.800 12.033 (65) 7.233	44.040







**44th ARTISTIC GYMNASTICS
WORLD CHAMPIONSHIPS in Antwerp (BEL)**



**Women's
Qualification**

TUE 1 OCT 2013

Individual Results

Rank	Bib Name	NOC Code						Total
				Score Rk Pen	Score Rk Pen	Score Rk Pen	Score Rk Pen	
76	168 MALEC Shaked	ISR	D E	5.000 <u>13.600</u> (62) 8.600	4.000 9.900 (95) 5.900	4.900 10.066 (99) 5.166	4.800 10.366 (103) 5.566	43.932
77	109 RASHKOVA Valentina	BUL	D E	4.000 <u>12.233</u> (103) 8.233	5.100 10.300 (92) 5.200	3.800 9.400 (109) 5.600	4.700 11.833 (74) 7.233 0.1	43.766
78	241 MAWHINNEY Nicole	IRL	D E	4.200 12.566 (98) 8.366	3.600 9.358 (99) 5.758	4.500 <u>9.933</u> (102) 5.433	4.900 11.633 (81) 6.733	43.490
79	165 ROBERTSDOTTIR Norma	ISL	D E	5.000 13.300 (73) 8.300	3.000 8.133 (102) 5.133	4.500 11.000 (85) 6.500	4.800 <u>10.866</u> (99) 6.366 0.3	43.299
80	175 LEE Ayana	JAM	D E	4.800 <u>12.900</u> (90) 8.100	3.100 9.833 (96) 6.733	4.200 8.766 (110) 4.566	4.700 10.600 (102) 6.200 0.3	42.099
81	172 LEOLINI Alessia	ITA	D E	5.000 13.866 (44) 8.866	5.200 12.491 (51) 7.291		5.100 12.666 (41) 7.666 0.1	39.023
82	144 SABATOU Valentine	FRA	D E	0.000 <u>0.000</u> (106) 0.000	5.300 13.166 (33) 7.866	4.800 11.666 (70) 6.866	5.200 12.833 (33) 7.633	37.665
83	187 SVILPAITE Laura	LTU	D E	4.400 <u>13.416</u> (67) 9.016		4.500 11.633 (71) 7.233 0.1	4.800 12.000 (70) 7.300 0.1	37.049
84	215 BELAK Teja	SLO	D E	5.800 <u>14.566</u> (18) 8.766	4.200 10.333 (90) 6.133	5.500 12.033 (62) 6.533		36.932
85	196 PLICHTA Paula	POL	D E	5.000 <u>14.100</u> (29) 9.100		5.200 9.633 (106) 4.433	4.900 12.066 (63) 7.166	35.799
86	114 CASTRO LAZO Martina	CHI	D E	5.200 13.766 (50) 8.566		4.800 9.866 (104) 5.066	5.100 11.300 (90) 6.300 0.1	34.932
87	160 BUDDA REDDY Aruna	IND	D E	4.400 13.200 (80) 8.800		3.900 9.433 (108) 5.633 0.1	4.400 <u>10.933</u> (96) 6.533	33.566
88	240 WOHDAN Shaden	QAT	D E	4.400 12.766 (95) 8.366		3.900 8.066 (111) 4.166	4.300 <u>10.866</u> (98) 6.866 0.3	31.698
89	161 DIVEKAR Rucha Sachin	IND	D E	4.200 12.733 (96) 8.533		4.500 9.533 (107) 5.033	4.500 <u>9.191</u> (105) 4.691	31.457
90	212 NABIEVA Tatiana	RUS	D E	5.800 14.633 (17) 8.833	6.000 <u>14.533</u> (9) 8.533			29.166
91	179 MURAKAMI Mai	JPN	D E	5.800 14.558 (20) 8.758			6.300 <u>14.466</u> (5) 8.166	29.024
92	145 DOWNIE Rebecca	GBR	D E		6.600 15.100 (4) 8.500	5.900 13.600 (21) 7.700		28.700
93	200 HONG Un Jong	PRK	D E	6.300 15.633 (3) 9.333			5.700 12.016 (69) 6.416 0.1	27.649
94	226 SANKOVA Krystyna	UKR	D E			6.100 14.000 (10) 7.900	5.800 13.566 (17) 7.866 0.1	27.566
95	151 SCHAEFER Pauline	GER	D E	5.200 <u>14.033</u> (30) 8.833			5.000 12.900 (31) 7.900	26.933
96	111 CHANT Maegan	CAN	D E	5.500 13.366 (71) 8.166 0.3			5.600 13.333 (22) 7.733	26.699
97	116 PINTO ADASME Makarena	CHI	D E	5.200 14.000 (32) 8.800			5.200 12.633 (43) 7.433	26.633
98	112 HOFBLAND Kaitlyn	CAN	D E		5.600 <u>12.933</u> (41) 7.333	5.600 13.600 (20) 8.000		26.533
99	186 GRISANE Valerija	LAT	D E	5.200 13.766 (50) 8.566		5.100 12.466 (45) 7.366		26.232
100	227 VASYLIEVA Olena	UKR	D E		6.200 13.800 (18) 7.600	5.700 12.333 (53) 6.733 0.1		26.133







44th ARTISTIC GYMNASTICS
WORLD CHAMPIONSHIPS in Antwerp (BEL)



Women's
Qualification

TUE 1 OCT 2013

Individual Results

Rank	Bib Name	NOC Code					Total
			Score Rk Pen	Score Rk Pen	Score Rk Pen	Score Rk Pen	
101	178 MINOBE Yu	JPN D E		5.900 13.133 (36) 7.233	5.900 12.766 (37) 6.866		25.899
102	228 MATVEIEVA Daria	UKR D E	5.000 13.600 (62) 8.700 0.1			5.000 12.291 (52) 7.291	25.891
103	201 VAZQUEZ AVILES Nicolle D	PUR D E	5.300 13.966 (34) 8.666			5.300 11.866 (72) 6.766 0.2	25.832
104	152 AKYOL Cagla	GER D E		5.300 12.000 (62) 6.700	5.600 13.500 (23) 7.900		25.500
105	238 PHAN Thi Ha Thanh	VIE D E	5.800 14.866 (10) 9.066		5.000 10.500 (96) 5.500		25.366
106	134 MAHMOUD FMA	EGY D E	7.000 14.566 (18) 7.566		4.000 10.733 (90) 6.733		25.299
107	130 LAURITSEN Michelle	DEN D E	4.800 13.000 (89) 8.200	4.800 12.200 (56) 7.400			25.200
108	203 STANILA Alina	ROU D E			5.300 12.266 (54) 6.966	5.400 12.700 (39) 7.300	24.966
109	193 van POL Vera	NED D E		5.000 12.166 (57) 7.166		5.500 12.666 (42) 7.466 0.3	24.832
110	164 LUNN Emma	IRL D E			5.000 12.566 (44) 7.566	4.800 12.233 (53) 7.433	24.799
111	182 GEIDT Anna	KAZ D E	4.600 12.866 (92) 8.266			5.100 11.866 (73) 6.766	24.732
111	239 MATIAS HYPOLITO Daniele	BRA D E		5.100 10.866 (81) 5.766	6.300 13.866 (13) 7.566		24.732
113	202 MEJIAS RODRIGUEZ P	PUR D E	5.500 12.866 (92) 7.666 0.3			5.300 11.333 (89) 6.533 0.5	24.199
114	124 ESCOBAR BETANCUR Ginna	COL D E		5.000 12.400 (54) 7.400	4.700 11.600 (72) 6.900		24.000
115	199 KISLINSKAYA Ekaterina	POR D E		4.800 12.566 (47) 7.766	4.700 11.133 (83) 6.433		23.699
116	115 CABRERA FIGUEROA Melany	CHI D E		5.000 11.300 (74) 6.300	5.000 12.233 (55) 7.233		23.533
117	181 VASSILYEVA Inna	KAZ D E		4.900 11.800 (67) 6.900	4.700 11.700 (68) 7.000		23.500
118	166 ODINSDOTTIR Tinna	ISL D E		4.200 10.633 (86) 6.433	4.700 12.066 (59) 7.366		22.699
119	198 CHOON Alexandra	POR D E			4.900 10.700 (91) 5.800	4.600 11.733 (76) 7.133	22.433
120	132 EL DABAGH Sarah	DEN D E			4.000 9.633 (105) 5.633	4.800 11.500 (84) 6.700	21.133
121	121 HUANG Huidan	CHN D E		6.600 15.133 (3) 8.533			15.133
122	233 CHUSOVITINA Oksana	UZB D E	6.200 15.000 (6) 8.800				15.000
123	205 IZBASA Sandra Raluca	ROU D E				6.200 14.733 (2) 8.533	14.733
124	169 NEZER Ofir	ISR D E	5.300 14.300 (25) 9.000				14.300
125	173 DEAGOSTINI Francesca	ITA D E			5.800 13.908 (11) 8.108		13.908







44th ARTISTIC GYMNASTICS
WORLD CHAMPIONSHIPS in Antwerp (BEL)



Women's
Qualification

TUE 1 OCT 2013

Individual Results

Rank	Bib Name	NOC Code	 Score Rk Pen	 Score Rk Pen	 Score Rk Pen	 Score Rk Pen	Total
126	120 ZENG Siqi	CHN D E			6.500 <u>13.900</u> (12) 7.400		13.900
127	155 WONG Hiu Ying Angel	HKG D E	5.200 <u>13.700</u> (58) 8.500				13.700
128	146 WHELAN Hannah	GBR D E				5.600 <u>13.366</u> (21) 7.766	13.366
129	192 WEVERS Sanne	NED D E			5.700 <u>12.233</u> (56) 6.633 0.1		12.233
130	137 AHMED SAAD Mai	EGY D E		4.500 11.700 (69) 7.200			11.700
131	153 PLYTA Evangelia	GRE D E		5.600 11.466 (72) 5.866			11.466
132	136 TAMAN Nancy Mohamed	EGY D E			4.500 <u>11.166</u> (82) 6.666		11.166
133	117 HUBE LOPEZ Karina	CHI D E		3.000 <u>9.975</u> (94) 6.975			09.975
134	162 RAVAL Vandita Nilesh	IND D E		3.900 8.166 (101) 4.266			08.166

NOTES

Underlined totals indicates starting apparatus


LEGEND


Q Qualified for All-Around Final

Rx Reserve for All-Around Final

 Vault

 Uneven Bars

 Balance Beam

 Floor Exercise