





Exercices individuels  
Individual exercises

Compétition I: Concours multiple par équipes  
Competition I: All around team competition

Time: 19:32  
Date: 09-11-2002  
Page: 1

CLASSEMENT FINAL  
FINAL RESULTS

Rang Rank	Num Num	Fédération Federation	Féd Fed					TOTAL
1.	28	<b>RUSSIA</b>	<b>RUS</b>	51.775	54.000	54.875	54.050	<b>214.700</b>
2.	34	<b>UKRAINE</b>	<b>UKR</b>	48.950	53.850	51.700	53.425	<b>207.925</b>
3.	6	<b>BULGARIA</b>	<b>BUL</b>	48.425	50.650	47.125	49.150	<b>195.350</b>
4.	5	<b>BELARUS</b>	<b>BLR</b>	47.625	50.150	47.050	49.475	<b>194.300</b>
5.	10	<b>SPAIN</b>	<b>ESP</b>	45.300	50.000	48.100	49.700	<b>193.100</b>
6.	16	<b>GREECE</b>	<b>GRE</b>	46.825	48.650	46.475	48.300	<b>190.250</b>
7.	19	<b>ITALY</b>	<b>ITA</b>	44.350	47.000	43.050	47.500	<b>181.900</b>
8.	18	<b>ISRAEL</b>	<b>ISR</b>	42.000	43.850	45.275	44.100	<b>175.225</b>
9.	13	<b>FRANCE</b>	<b>FRA</b>	42.125	44.650	43.100	45.100	<b>174.975</b>
10.	14	<b>GREAT BRITAIN</b>	<b>GBR</b>	38.200	41.925	38.850	42.525	<b>161.500</b>
11.	2	<b>AUSTRIA</b>	<b>AUT</b>	41.050	39.650	40.350	39.675	<b>160.725</b>
12.	9	<b>CZECH REPUBLIC</b>	<b>CZE</b>	39.900	40.350	39.725	39.150	<b>159.125</b>
13.	15	<b>GEORGIA</b>	<b>GEO</b>	38.125	40.425	40.425	39.875	<b>158.850</b>
14.	25	<b>POLAND</b>	<b>POL</b>	37.325	39.950	40.950	39.600	<b>157.825</b>
15.	11	<b>ESTONIA</b>	<b>EST</b>	37.825	41.900	36.750	41.000	<b>157.475</b>
16.	3	<b>AZERBAIJAN</b>	<b>AZE</b>	38.700	38.575	39.450	39.050	<b>155.775</b>
17.	12	<b>FINLAND</b>	<b>FIN</b>	38.200	37.600	39.000	38.150	<b>152.950</b>
18.	20	<b>LATVIA</b>	<b>LAT</b>	36.950	38.125	37.300	37.050	<b>149.425</b>
19.	29	<b>SLOVENIA</b>	<b>SLO</b>	35.450	38.425	37.850	37.550	<b>149.275</b>
20.	17	<b>HUNGARY</b>	<b>HUN</b>	35.400	37.300	34.800	36.300	<b>143.800</b>
21.	23	<b>NETHERLANDS</b>	<b>NED</b>	35.350	33.850	36.600	37.800	<b>143.600</b>
22.	26	<b>PORTUGAL</b>	<b>POR</b>	34.525	35.100	35.825	37.350	<b>142.800</b>
23.	22	<b>MOLDOVA</b>	<b>MDA</b>	33.950	36.000	33.950	38.150	<b>142.050</b>
24.	27	<b>ROMANIA</b>	<b>ROM</b>	35.525	34.425	33.000	36.250	<b>139.200</b>
25.	8	<b>CYPRUS</b>	<b>CYP</b>	34.750	36.300	32.800	34.500	<b>138.350</b>
26.	4	<b>BELGIUM</b>	<b>BEL</b>	30.850	32.500	31.750	35.000	<b>130.100</b>
27.	7	<b>CROATIA</b>	<b>CRO</b>	29.875	34.950	30.975	33.700	<b>129.500</b>
28.	21	<b>LITHUANIA</b>	<b>LTU</b>	32.050	30.100	31.625	32.275	<b>126.050</b>
29.	24	<b>NORWAY</b>	<b>NOR</b>	29.750	32.250	31.775	31.125	<b>124.900</b>