





Clermont-Ferrand (FRA) 3 - 6 April 2008

RESULTS

Women's Seniors - Qualifications For Competitions 3 And 4

THU 3 APR 2008 - 16:50

Rank	NOC					Total
1	ROU - Romania	<u>44.250</u> (2)	44.375 (3)	47.075 (1)	45.650 (1)	181.350 Q
2	RUS - Russia	42.775 (7)	<u>45.600</u> (1)	44.475 (2)	43.575 (5)	176.425 Q
3	ITA - Italy	<u>44.475</u> (1)	43.025 (6)	44.025 (5)	43.925 (3)	175.450 Q
4	FRA - France	43.500 (3)	42.500 (7)	<u>44.300</u> (4)	44.300 (2)	174.600 Q
5	GBR - Great Britain	43.175 (5)	44.125 (4)	43.575 (6)	<u>43.175</u> (6)	174.050 Q
6	GER - Germany	43.475 (4)	<u>43.550</u> (5)	42.925 (7)	43.700 (4)	173.650 Q
7	UKR - Ukraine	41.775 (8)	44.650 (2)	<u>44.450</u> (3)	42.500 (8)	173.375 Q
8	NED - Netherlands	42.950 (6)	39.800 (9)	40.025 (10)	<u>42.650</u> (7)	165.425 Q
9	GRE - Greece	<u>40.825</u> (11)	40.950 (8)	40.125 (9)	41.250 (10)	163.150
10	CZE - Czech Republic	41.450 (10)	39.500 (10)	<u>37.575</u> (16)	41.325 (9)	159.850
11	SUI - Switzerland	41.750 (9)	37.175 (13)	40.150 (8)	<u>40.600</u> (12)	159.675
12	POL - Poland	40.700 (13)	<u>39.375</u> (11)	39.600 (11)	38.575 (17)	158.250
13	HUN - Hungary	<u>40.725</u> (12)	37.000 (14)	38.600 (15)	39.600 (13)	155.925
14	AUT - Austria	40.125 (15)	38.550 (12)	<u>36.975</u> (18)	39.250 (14)	154.900
15	ISR - Israel	40.275 (14)	<u>35.800</u> (16)	39.250 (12)	37.575 (18)	152.900
16	SWE - Sweden	39.300 (17)	<u>35.925</u> (15)	38.625 (14)	38.975 (15)	152.825
17	BEL - Belgium	<u>39.875</u> (16)	32.300 (18)	39.200 (13)	41.000 (11)	152.375
18	BUL - Bulgaria	<u>37.200</u> (20)	34.425 (17)	37.025 (17)	36.175 (19)	144.825
19	NOR - Norway	37.550 (18)	31.775 (19)	<u>35.475</u> (19)	38.750 (16)	143.550
20	CYP - Cyprus	<u>37.250</u> (19)	30.875 (20)	31.000 (21)	35.575 (20)	134.700
21	IRL - Ireland	37.050 (21)	<u>27.175</u> (21)	34.550 (20)	33.975 (21)	132.750

Note:
Underlined totals indicate starting apparatus.

Legend:
Q Qualified for Team Final

 Vault

 Uneven Bars

 Beam

 Floor